



2015

# Barbecue



includes  
**HARDSCAPE  
SOLUTIONS**  
inside

go green



# DECK OR CLAMP MOUNT



BQ-03-FD-SS



BQ-07-FD-LEDP-SS



BQ-08-FD-SS (FC only available on BQ-08 12v model) BQ-08-FD-SS



BQ-09-FD-BLT

Model #	BQ-03-FD	BQ-07-FD	BQ-08-FD	BQ-09-FD
Description	4.5" Spun Bell	3.5" Floodlight	5" MR16 FL(BAB) Cast Bullet	4.75" MR11 FL(FTD) Cast Bullet
Material(s)	Aluminum Stainless Steel	Extruded Aluminum Stamped Stainless Steel	Aluminum Stainless Steel	Aluminum Stainless Steel
Lamp 12v Lamp 120v	20w T4 SC (20w max) 35w T4 DC (35w max)	20w T4 SC (20w max) 35w T4 DC (35w max)	20w MR16 FL(BAB) (35w max) 35w 120v 30" MR16 Medium Base (35w max)	20w MR11 FL(FTD) (20w max) N/A
12v LED OPTION	OMNI-3 SC 3w 50,000 Hours	OMNI-3 SC 3w 50,000 Hours or 4w 50,000 Hours Flat Panel LED	ARROW SAVER MR16 4w 40,000 Hours	ARROW MR11 2w 50,000 Hours
Mount -FC	N/A	N/A	5" Stainless Steel Clamp with ON/OFF Switch	N/A
Mount -FD	3.5" Stainless Steel Base with ON/OFF Switch	3.5" Stainless Steel Base with ON/OFF Switch	3.5" Stainless Steel Base with ON/OFF Switch	3.5" Stainless Steel Base with ON/OFF Switch

## Outdoor Kitchen / Portable BBQ Light Fixtures Specifications

**FLEX ARM:** 24" stainless steel. Black Polyolefin shrink cover included for all powder coated fixtures. Fixtures with rubbed verde head, have rubbed verde shrink cover. Clear shrink tube cover for -SS fixtures. Brass flex arm for -BRS fixtures  
**36" Flex Arm:** Optional (12" Rod with 24" Flex Arm) Add -36 to catalog number  
**Deck Mount:** Easy installation-Drill one 5/8" hole and use 6" nipple and butterfly nut with gasket. All provided.  
**Clamp (BQ-08 only):** 5" heavy duty stainless steel C clamp with Black plastic T-Handle. 3" heavy duty stainless steel clamp also available. *Specify when ordering.*

**Switch:** ON/OFF push button control with rubber boot cover.  
**Wiring:** 18/2 Black SPT-1W cord 10' length from base of fixture. (12v only)  
**Socket:** Brass nickel plated screw shell with ceramic contact and SS spring for SC halogen light bulbs. For MR11 FL(FTD) or MR16 FL(BAB) ceramic bi-pin socket 250°C silicone wires.  
**For 120v DC base** brass nickel plated screw shell with ceramic contact base and SS spring. For 120v MR16 FL(BAB) medium base ceramic socket.

**POWDER COAT FINISH** for all Aluminum Focus Fixtures: Black Texture Polyester Powder Coat is Standard.

For other powder coat finishes, add color to Catalog number. I.E. Stucco = -STU • For Stainless Steel Add -SS to Catalog number



# QUICK CONNECT SERIES

**NEW**

Add -QC/-S to any 24" SS Barbecue Lamp



BQ-03-QCS-SS



BQ-07-QCS-SS



BQ-08-QCS-SS



BQ-09-QCS-SS

Model #	BQ-03-QC/-S-SS	BQ-07-QC/-S-SS	BQ-08-QC/-S-SS	BQ-09-QC/-S-SS
Description	4.5" Spun Bell	3.5" Floodlight	5" MR16 FL(BAB) Cast Bullet	4.75" MR11 FL(FTD) Cast Bullet
Material	Stainless Steel	Stamped Stainless Steel	Stainless Steel	Stainless Steel
Lamp 12v	20w T4 SC (20w max)	20w T4 SC (20w max)	20w MR16 FL(BAB) (35w max)	20w MR11 FL(FTD) (20w max)
12v LED OPTION	OMNI-3 SC 3w 50,000 Hours	OMNI-3 SC 3w 50,000 Hours or 4w 50,000 Hours Flat Panel LED	ARROW SAVER MR16 4w 40,000 Hours	ARROW MR11 2w 50,000 Hours
Mount -QCS Mount -QC	With ON/OFF Switch No ON/OFF Switch	With ON/OFF Switch No ON/OFF Switch	With ON/OFF Switch No ON/OFF Switch	With ON/OFF Switch No ON/OFF Switch



### New Quick Connect System

- Snaps into receptacle for use
- Unsnaps for easy storage (-QC)
- Optional On/Off switch for added versatility (-QCS)



STANDARD BLACK TEXTURE  
-BLT

WHITE TEXTURE  
-WTX

BRONZE TEXTURE  
-BRT

RUST  
-RST

ANTIQUE VERDE  
-ATV

WEATHERED BROWN  
-WBR

STUCCO  
-STU

CAMEL TONE  
-CAM

CHROME POWDER  
-CPR

RUBBED VERDE  
-RBV

HUNTER TEXTURE  
-HTX

WEATHERED IRON  
-WIR

# RESIDENTIAL GRADE STEP AND BRICK LIGHTS



SL-02-CAR:  
Aluminum, brass, copper or stainless steel  
18w S8 #1141



SL-02-VERT-BAV:  
Aluminum, brass, copper or stainless steel  
18w S8 #1141



SL-02-LEDP-BRS:  
**NO BACK BOX REQUIRED** 12v Driver Supplied  
Aluminum, brass, copper or stainless steel  
12v 4w integrated flat panel LED  
50,000 hours average rating  
3000K warm white or 5200K cool white  
External 12v AC driver required (supplied)



SL-02-AL-LEDP-WBR:  
**NO BACK BOX REQUIRED** 12v Driver Supplied  
Aluminum, brass, copper or stainless steel  
12v 4w integrated flat panel LED  
50,000 hours average rating  
3000K warm white or 5200K cool white  
External 12v AC driver required (supplied)



SL-02-AL-COP:  
Aluminum, brass, copper or stainless steel  
18w S8 #1141



SL-02-1L-SS:  
Aluminum, brass, copper or stainless steel  
18w S8 #1141



SL-02-1L-LEDP-BLT :  
**NO BACK BOX REQUIRED** 12v Driver Supplied  
Aluminum, brass, copper or stainless steel  
12v 4w integrated flat panel LED  
50,000 hours average rating  
3000K warm white or 5200K cool white  
External 12v AC driver required (supplied)



SL-04-LEDP-WBR  
**NO BACK BOX REQUIRED** 12v Driver Supplied  
Aluminum, brass, copper or stainless steel  
12v 8w integrated flat panel LED  
50,000 hours average rating  
3000K warm white or 5200K cool white  
External 12v AC driver required (supplied)



SL-04-CAR:  
Aluminum, brass, copper or stainless steel  
2x 18w S8 #1141



SL-04-VERT-CAM:  
Aluminum, brass, copper or stainless steel  
2x 18w S8 #1141



SL-04-AL-LEDP-COP:  
**NO BACK BOX REQUIRED** 12v Driver Supplied  
Aluminum, brass, copper or stainless steel  
12v 8w integrated flat panel LED  
50,000 hours average rating  
3000K warm white or 5200K cool white  
External 12v AC driver required (supplied)



SL-04-1L-LEDP-BRS:  
**NO BACK BOX REQUIRED** 12v Driver Supplied  
Aluminum, brass, copper or stainless steel  
12v 8w integrated flat panel LED  
50,000 hours average rating  
3000K warm white or 5200K cool white  
External 12v AC driver required (supplied)



SL-04-AL-BRS:  
Aluminum, brass, copper or stainless steel  
White acrylic lens  
2x 18w S8 #1141



SL-04-1L-SS:  
Aluminum, brass, copper or stainless steel  
White acrylic lens  
2x 18w S8 #1141



# RESIDENTIAL GRADE STEP AND BRICK LIGHTS



SL-02-3L-BRS



SL-04-3L-BRS



SL-35-SM-BRS



SL-35-BAR



SL-42-SM-LEDS-BRS



SL-42-LEDS-BLT



SL-43-LEDS-COP



SL-42/43-LEDS-COP



AL-10-LGP-BAR



SL-44-LEDS-RST  
SL-4466-LEDS-WBR/SL-4469-LEDS-WBR



SL-07-SS



SL-07-SM-WTX

Catalog #	Height (H)	Width (W)	Depth (D)	Standard Material	Optional Material(s)	Lamp Supplied
AL-10-LGP	9.00"	12.00"	8.00"	solid brass w/ glass panels	—	S8, 18w #1141
SL-02 <sup>2</sup>	3.00"	4.75"	2.00"	stamped aluminum	brass, copper, stainless steel	S8, 18w #1141
SL-02-1L <sup>2</sup>	3.00"	4.75"	2.00"	stamped aluminum	brass, copper, stainless steel	S8, 18w #1141
SL-02-3L <sup>2</sup>	3.00"	4.50"	2.00"	stamped aluminum	brass, copper, stainless steel	S8, 18w #1141
SL-02-AL <sup>2</sup>	3.00"	4.75"	2.00"	stamped aluminum	brass, copper, stainless steel	S8, 18w #1141
SL-04 <sup>2</sup>	3.00"	9.25"	3.00"	stamped aluminum	brass, copper, stainless steel	2 x S8, 18w #1141
SL-04-1L <sup>2</sup>	3.00"	9.25"	3.00"	stamped aluminum	brass, copper, stainless steel	2 x S8, 18w #1141
SL-04-3L	3.00"	9.25"	3.00"	stamped aluminum	brass, copper, stainless steel	2 x S8, 18w #1141
SL-04-AL <sup>2</sup>	3.00"	9.25"	3.00"	stamped aluminum	brass, copper, stainless steel	2 x S8, 18w #1141
SL-07-SM-X	2.75" diameter		1.50"	cast aluminum	cast brass	T3 5w bi-pin Xenon
SL-07-SM-LEDM	2.75" diameter		1.50"	cast aluminum	cast brass	3w LED Module
SL-07	3.75" diameter		2.00"	cast aluminum	cast brass, stainless steel	S8, 18w #1141
SL-08 <sup>2</sup>	3.25"	8.25"	2.75"	cast aluminum	cast brass	2 x S8, 18w #1141
SL-08-FL-5,7,9-120v	3.25"	8.25"	2.75"	cast aluminum	cast brass	compact fluorescent
SL-08-AL <sup>2</sup>	3.25"	8.25"	2.75"	cast aluminum	cast brass	2 x S8, 18w #1141
SL-08-AL-FL-5,7,9-120v	3.25"	8.25"	2.75"	cast aluminum	cast brass	compact fluorescent
SL-17 <sup>2</sup>	3.25"	5.20"	2.75"	cast aluminum	cast brass	S8, 18w #1141
SL-17-AL <sup>2</sup>	3.25"	5.20"	2.75"	cast aluminum	cast brass	S8, 18w #1141
SL-17-AL-MR16	3.25"	5.20"	2.75"	cast aluminum	cast brass	20w MR16 FL (BAB)
SL-18 <sup>1</sup>	2.50"	3.50"	2.25"	cast aluminum	cast brass	S8, 18w #1141
SL-24	5.00" diameter		3.25"	cast aluminum	cast brass	S8, 18w #1141
SL-30 <sup>2</sup>	3.25"	5.20"	2.75"	cast aluminum	cast brass	S8, 18w #1141
SL-31 <sup>2</sup>	3.25"	8.20"	2.75"	cast aluminum	cast brass	2 x S8, 18w #1141
SL-35	3.50"	2.50"	2.50"	copper/ cast brass	—	S8, 18w #1141
SL-35-SM	3.00"	2.125"	2.125"	cast brass	—	S8, 18w #1141
SL-42 <sup>1</sup>	1.00"	5.00"	3.00"	stamped aluminum	brass, copper, stainless steel	T9 10w Xenon
SL-42-SM	.50"	3.75"	2.00"	stamped aluminum	brass, copper, stainless steel	2w LED Strip
SL-42-SM	.50"	3.75"	2.00"	stamped aluminum	brass, copper, stainless steel	2w LED Strip
SL-42-LG	.50"	13.00"	2.00"	stamped aluminum	brass, copper, stainless steel	4w LED Strip
SL-43 <sup>1</sup>	1.00"	5.00"	1.50"	stamped aluminum	brass, copper, stainless steel	T9 10w Xenon
SL-43-LG	.75"	13.00"	2.00"	stamped aluminum	brass, copper, stainless steel	4w LED Strip
SL-44 <sup>1</sup>	3.875"	8.00"	2.25"	stamped aluminum	brass, copper, stainless steel	T9 10w Xenon
SL-44-66 <sup>1</sup>	6.00"	6.00"	2.25"	stamped aluminum	brass, copper, stainless steel	T9 10w Xenon
SL-44-69 <sup>1</sup>	6.00"	9.00"	2.25"	stamped aluminum	brass, copper, stainless steel	T9 10w Xenon

<sup>1</sup> For 2w LED Strip add -LEDS to catalog number | <sup>2</sup> For No Backbox LED Panel Steplights add -LEDP to catalog number  
For 120v T7, T8 or T10, consult factory for price and availability. Specify wattage at time of order for compact fluorescent.

# COMMERCIAL GRADE STEP AND BRICK LIGHTS



SL-08-BAR:  
Cast aluminum or brass  
2x 18w S8 #1141



SL-08AL-BRS:  
Cast aluminum or brass  
White acrylic lens  
2x 18w S8 #1141



SL-08-LEDP-BAR:  
**NO BACK BOX REQUIRED** 12v Driver Supplied  
Cast aluminum or brass  
12v 8w integrated flat panel LED  
50,000 hours average rating  
3000K warm white or 5200K cool white  
External 12v AC driver required (supplied)



SL-08AL-LEDP-BAR:  
**NO BACK BOX REQUIRED** 12v Driver Supplied  
Cast aluminum or brass  
12v 8w integrated flat panel LED  
50,000 hours average rating  
3000K warm white or 5200K cool white  
External 12v AC driver required (supplied)



SL-17-BAV:  
Cast aluminum or brass  
18w S8 #1141



SL-17AL-BRS:  
Cast aluminum or brass  
White acrylic lens  
18w S8 #1141 or  
20w MR16 FL(BAB)



SL-17-LEDP-BLT:  
**NO BACK BOX REQUIRED** 12v Driver Supplied  
Cast aluminum or brass  
12v 4w integrated flat panel LED  
50,000 hours average rating  
3000K warm white or 5200K cool white  
External 12v AC driver required (supplied)



SL-17-AL-LEDP-WBR:  
**NO BACK BOX REQUIRED** 12v Driver Supplied  
Cast aluminum or brass  
12v 4w integrated flat panel LED  
50,000 hours average rating  
3000K warm white or 5200K cool white  
External 12v AC driver required (supplied)



SL-30-BRS:  
Cast aluminum or brass  
18w S8 #1141



SL-31-BAR:  
Cast aluminum or brass  
2x 18w S8 #1141



SL-30-LEDP-BAR:  
**NO BACK BOX REQUIRED** 12v Driver Supplied  
Cast aluminum or brass  
12v 4w integrated flat panel LED  
50,000 hours average rating  
3000K warm white or 5200K cool white  
External 12v AC driver required (supplied)



SL-31-LEDP-BRT:  
**NO BACK BOX REQUIRED** 12v Driver Supplied  
Cast aluminum or brass  
12v 8w integrated flat panel LED  
50,000 hours average rating  
3000K warm white or 5200K cool white  
External 12v AC driver required (supplied)




SL-24-BAV:  
Cast aluminum or brass  
18w S8 #1141



SL-18-BAV:  
Cast aluminum or brass  
18w S8 #1141



SL-50-LEDP-CAM:  
**NO BACK BOX REQUIRED** 12v Driver Supplied  
Cast aluminum or brass  
12v 5w integrated flat panel LED  
50,000 hours average rating  
3000K warm white or 5200K cool white  
External 12v AC driver required (supplied)



# UMBRELLA

**NEW**

Optional 3x 1.5w MR8 LED



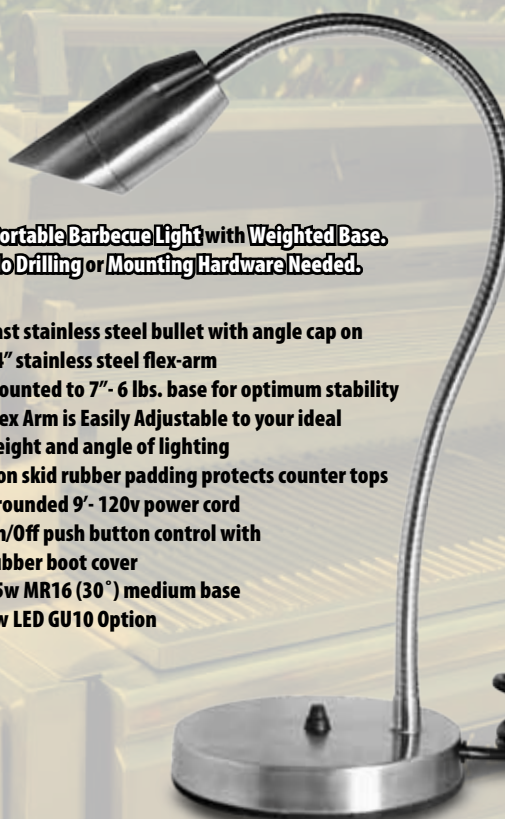
4.5w Total using 3x MR8 LED's



- 3 fully adjustable laser bullets
- 3 MR8 Floodlights fully cover table top and / or umbrella canopy
- Supplied with 10' of black SPT-1W lead wire for easy connection to 12v source
- Adjustable springs with non-skid pads "Quick Mount" to all standard size umbrellas
- Custom diameter umbrella pole sizes or 4", 6" or 8" diameter palapa poles available



Model #	UL-03
Description	(3) 3.5" Laser Bullets
Material(s)	Aluminum, Brass or Copper with Brass Hardware
Lamp 12v	(3x) 10w MR8 (3x) 1.5w MR8 LED (optional)
Mount	Mounts to Standard Umbrella Poles 1.25"-1.625" Ø



**NEW WEIGHTED BASE**

Portable Barbecue Light with Weighted Base. No Drilling or Mounting Hardware Needed.

**NO INSTALLATION PLUGS INTO ANY ELECTRICAL OUTLET**

- Cast stainless steel bullet with angle cap on 24" stainless steel flex-arm
- Mounted to 7"- 6 lbs. base for optimum stability
- Flex Arm is Easily Adjustable to your ideal height and angle of lighting
- Non skid rubber padding protects counter tops
- Grounded 9'- 120v power cord
- On/Off push button control with rubber boot cover
- 35w MR16 (30") medium base
- 4w LED GU10 Option

Model #	BQ-08-WB-SS
Description	5" Bullet
Material(s)	Stainless Steel
Lamp 120v	35w MR16 (30") Medium Base
Mount	Portable Weighted Base

# Additional Lighting Methods for Outdoor Kitchens




Fixture	QTY	Location
(1) SL-07 or SL-07-SM	4	Under Counter
(2) SL-43 or SL-42-SM *	4	Under Counter

Fixture	QTY	Location
(1) SL-07	2	Backsplash
(2) SL-02 *	2	Backsplash
(3) SL-02-1L *	2	Backsplash




## Under Counter



\*Alternate Fixture Which May Be Used



## Backsplash




\*Alternate Fixture Which May Be Used

Fixture	QTY	Location
(1) SL-16-D-MR16	2	Wall/Post (Down)
(2) SL-16-MR16*	2	Wall/Post (Up Down)

Fixture	QTY	Location
(1) SL-37	3	Recessed Downlight
(2) SL-25*	3	Aimable Downlight




## Accent Lighting



\*Alternate Fixture Which May Be Used



## Down Lights



\*Alternate Fixture Which May Be Used



BQ-08-QCCLAS-SS



BQ-07-FD-LEDP-SS



BQ-09-FD-LED-SS

## Accessories

### For Halogen Only



**HW-12-75**  
75w Hardwire Transformer

**PI-12-75**  
75w Plug-in Transformer

### For LED Only



**WB-12-BBQ (BATTERY) & WM-CHARGER**  
Must Purchase Both

**FA-24-BQ-SS**

**FA-24-BQ-BLT**



World Headquarters • 25301 Commercentre Drive, Lake Forest, CA 92630  
 Phone: (949) 830-1350 • Toll Free: (888) 882-1350 • E-Mail: sales@focusindustries.com  
 www.focusindustries.com



Member of



1 NORTH CAROLINA: 705 S. Railroad Street, Salisbury NC 28144  
 2 PENNSYLVANIA: 11500 Roosevelt Blvd., Unit G-1, Philadelphia, PA 19116

Ph. (704) 642-0280 • Fax (704) 642-0804 • sales@pricemarketing.com  
 Ph. (215) 677-6870 • Toll Free (800) 468-0801 • Fax (215) 677-1261 • sales@associatedmarketing.net